



**1M™ Flat Massaging Foundation**  
**2-piece tab/slot model**  
Owner's Manual and Reference Guide





## 1M™ Massage Foundation

### Table of Contents

Safety Precautions.....	3
Parts List.....	7
Assembly Instructions .....	8
Wireless Remote Control.....	9
Troubleshooting.....	10
Limited Warranty.....	11

***Warranty Information: Please see the warranty that came with your  
Reverie 1M™ Massaging Foundation***

**CUSTOMER SERVICE: 800-973-8374**  
**CUSTOMERSERVICE@REVERIE.COM**

## SAFETY PRECAUTIONS



**WARNING! IMPORTANT SAFETY INSTRUCTIONS. PLEASE READ THESE INSTRUCTIONS THOROUGHLY BEFORE USING THIS PRODUCT. SAVE THESE INSTRUCTIONS!**

When using an electrical furnishing basic precautions should always be followed, including the following:

### **READ ALL INSTRUCTIONS BEFORE USING (THIS FURNISHING)**



**DANGER:** To reduce the risk of electric shock:  
Always unplug this furnishing from the electrical outlet before cleaning.



**WARNING:**  
To reduce the risk of burns, fire, electric shock, or injury to persons:

- Unplug from outlet before putting on or taking off parts.
- Close supervision is necessary when this furnishing is used by or near children, invalids or disabled persons.
- Use this furnishing only for its intended use as described in these instructions. Do not use attachments not recommended by the manufacturer.
- Never operate this furnishing if it has a damaged cord or plug, or if it is not working properly, dropped or damaged, or dropped into the water. Return the furnishing to a service center for examination and repair.
- Keep the cord away from heated surfaces.
- Never operate the furnishing with the air openings blocked. Keep the air openings free of lint, hair and the like.
- Never drop or insert any object into any opening.
- Do not use outdoors.
- Do not operate where aerosol (spray) products are being used or where oxygen is being administered.
- To disconnect, turn all controls to the off position, then remove plug from outlet.
- Do not drop remote in water or place in area of intense heat

**CUSTOMER SERVICE: 800-973-8374**  
CUSTOMERSERVICE@REVERIE.COM

**WARNING:** Risk of Injury:  
Keep children away from electrical components.

**WARNING:** Risk of electric shock:  
Connect this furnishing to a properly grounded outlet only.  
See Grounding instructions.

#### GROUNDING INSTRUCTIONS:

This product must be grounded. If it should malfunction or breakdown, grounding provides a path of least resistance for electric current to reduce the risk of electric shock. This product is equipped with a cord having an equipment-grounding conductor and a grounding plug. The plug must be plugged into an appropriate outlet that is properly installed and grounded in accordance with all local codes and ordinances.

#### **DANGER:**

Improper connection of the equipment-grounding conductor can result in a risk of electric shock. Check with a qualified electrician or serviceman if you are in doubt as to whether the product is properly grounded.

Do not modify the plug provided with the product. If it will not fit the outlet, have a proper outlet installed by a qualified electrician.

#### **SAVE THESE INSTRUCTIONS:**

Your Reverie 1M™ Massage Foundation has been designed to provide you with the reliable operation and durability you expect. This product has been inspected and tested prior to shipment.

#### **PRODUCT RATINGS**

The recommended weight restrictions for your **Reverie 1M™** Massage Foundation is up to 850 lbs. total weight, including people and the mattress for all sizes of flat foundations. The weight must be evenly distributed across the bed.

**Note: Exceeding the recommended weight restrictions could damage your flat foundation and void your warranty.**

**CUSTOMER SERVICE: 800-973-8374**  
CUSTOMERSERVICE@REVERIE.COM

This product is for use on a standard 120-volt circuit, and has a grounding plug that looks like the plug illustrated in photo A (see Figure). A temporary adapter that looks like the adapter illustrated in photo B and C can be used to connect this plug to a 2-pole receptacle as shown in photo B if a properly grounded outlet is not available. The temporary adapter should be used only until a properly grounded outlet (photo A) can be installed by a qualified electrician. The green colored rigid ear, lug or the like extending from the adapter must be connected to a permanent ground such as a properly grounded outlet box cover. Whenever the adapter is used, it must be held in place by a metal screw.

This product is for use on a circuit having a standard rating of 120 volts and is factory equipped with a specific electric cord and plug to permit connection to a proper electric circuit. Make sure that the product is connected to an outlet having the same configuration as the plug. No adapter should be used with this product except as shown in photos B and C. If the product must be reconnected for use on a different type of electric circuit, the reconnection should be made by qualified service personnel.

*Unauthorized modifications could void the electrical portion of your warranty. Failure to use a properly grounded outlet for this product or modification of the plug will compromise this important grounding safety feature and may result in electrical shock, electrical fire, or faulty operation of the product.*



FOR BEST RESULTS, YOUR FOUNDATION SHOULD BE PLUGGED INTO A SURGE PROTECTOR (not included).

### WARRANTY PRECAUTION:

Do not open control box, motors or wireless remote controls (with the exception of the battery compartment if equipped). The warranty is void if these units are tampered with. Any repair or replacement of flat foundation parts must be performed by an authorized technician.

### IN-HOME USE AND HOSPITAL DISCLAIMER:

Your flat foundation is strictly designed for in-home use only. It is NOT designed for hospital use and is NOT designed to meet hospital standards. Do not use this base with TENT TYPE oxygen therapy equipment or near explosive gases.

**CUSTOMER SERVICE: 800-973-8374**  
CUSTOMERSERVICE@REVERIE.COM

**WARNING!**

DO NOT USE NEAR PEOPLE USING OR WEARING MEDICAL DEVICES. FOR HOUSEHOLD / RESIDENTIAL USE ONLY. DO NOT USE OUTDOORS.

This product conforms to UL STD 962

**IMPORTANT SAFETY FEATURES:**

Use this furnishing only for its intended use as described in these instructions. Do not use attachments not recommended by the manufacturer.

**USER-SERVICEABLE PARTS:**

This product is specifically designed to have no maintenance by you, the user. Therefore, you are encouraged not to open any motors, alter the wiring, adjust, modify or change the structure of the product, as it will void the warranty.

**POWER RATINGS:**

**INPUT: AC 120V - 60Hz, 1.5 Amp**

**OUTPUT: DC 24V-3A**

When there is a short-circuit, the customer should seek professional assistance by calling a licensed electrician or by contacting customer service at: 800-973-8374

**SMALL CHILDREN AND PETS WARNING:**

After your Reverie 1M™ Foundation has been unboxed, immediately dispose of packaging as it can smother small children and pets. To avoid injury, children and pets should not be allowed to play on or under the foundation.

Children should not operate this product without adult supervision. Close supervision is necessary when this furnishing is used by, or near children, invalids, or disabled persons.

**CUSTOMER SERVICE: 800-973-8374**  
CUSTOMERSERVICE@REVERIE.COM



**NOTE:** Before discarding any packing materials, check the carton and accessory box and verify the following items in the parts list are included:

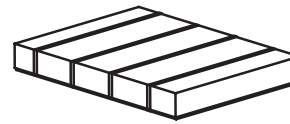
PARTS LIST  
A. Wireless Remote  
B. Owners Manual

**NOTE:** An electrical surge protection unit is recommended (not included).


**CUSTOMER SERVICE: 800-973-8374**  
CUSTOMERSERVICE@REVERIE.COM

### IMPORTANT UNPACKING INSTRUCTIONS

To avoid damage to the flat foundation, always open the carton while the bed is laying in the FLAT position on the floor.



OPEN FLAT



### STEP 1

Carefully pull each section of the foundation out of their respective carton, keeping bottom sides down.

### STEP 2

Line up the sections in the center so the male tab side drops into the female slot side. Should easily drop into the slot but be a tight fit/connection. [See figure 1]



Figure 1

### STEP 3

Lift the foundation up on its side with the bottom underside facing you. Make sure to plug the massage cable into the control box as shown. [See figure 2]

### STEP 4

Place the foundation in desired area [floor or bed frame], and plug power cord into a grounded electrical outlet.

### STEP 5

Test the remote to make sure its connected to the control box, it should arrive already connected. Press head or foot controls, or full body button. If it's not working, then follow the connecting/pairing instructions on next page to connect the remote to the control box.

### STEP 6

Install your mattress on top of the foundation and it's ready to use.




Figure 2



### NOTE: Pairing/Connecting Guide

The included remote should already be connected to the foundation control box when it arrives... please test to ensure functionality  
If your remote is not connected then follow these instructions below.

- Hold down the button on the control box while pressing any button on the remote until the lights blink.
- At that point you should be connected with the control box and be able to use the remote to control the massage motors
- Please test all remote functions to ensure proper operation
- Control Box is the central box unit under the bed. Partial image on previous page 8.

- A. INCREASE (+) REDUCE (-) MASSAGE INTENSITY OF HEAD SECTION
- B. INCREASE (+) REDUCE (-) MASSAGE INTENSITY ON FOOT SECTION
- C. SELECT 1 OF 3 MASSAGE WAVE SPEEDS



In the event the **Reverie 1M™** Flat Foundation fails to operate, investigate the symptoms and possible solutions provided in the chart below:

Symptom	Solution
The tab and slot design is not fitting properly.	<ul style="list-style-type: none"><li>• Please make sure you are correctly attempting to place the male tab side into the slotted female side.</li></ul>
Remote control LED appears to be operable but will not activate the massage motors.	<ul style="list-style-type: none"><li>• Verify the power cord is plugged into a working, grounded electrical outlet.</li><li>• Test the outlet by plugging in another working device.</li></ul>

**For further assistance contact customer service.**

**CUSTOMER SERVICE: 800-973-8374**  
CUSTOMERSERVICE@REVERIE.COM



## 1M™ 10 Year Limited Warranty

**Register Online.** For easy registration of your warranty visit

**[www.reverie.com](http://www.reverie.com)**

Please prepare a digital copy of your proof of purchase (invoice or sales receipt) when registering online.

### 10 Year Limited Warranty for Reverie 1M™ Flat Massaging Foundation

Ascion, LLC d/b/a Reverie (hereinafter referred to as “Reverie”) warrants to the end user (hereinafter referred to as “Purchaser”) that during the ten (10) year term of this Limited Warranty, Reverie will, at its sole discretion and option, repair or replace Purchaser’s massaging foundation parts (hereinafter referred to as “massaging foundation part” or “foundation part”) that are found to be defective due to faulty workmanship or materials, subject to the limitations set forth herein.

This Limited Warranty begins on the “warranty commencement date” which is the date of purchase for new unused massaging foundations and the date of manufacture for massaging foundations that have been used as floor or display models. Thus, on a floor model massaging foundation, the warranty is a portion of the 10-year Limited Warranty. If original proof of purchase is not provided by Purchaser, Reverie reserves the right to determine that the foundation is not covered by this Limited Warranty or to use the manufacturing date as the warranty commencement date. This Limited Warranty extends only to the original Purchaser and may not be transferred.

### YEAR 1: FULL COVERAGE OF PARTS AND LABOR

Upon receiving reasonable notice during the first year from the warranty commencement date, Reverie will send replacement parts to Purchaser for any massaging foundation part determined to be defective by Reverie, at its sole and absolute discretion, or Reverie will repair the defective part. Reverie will pay all pre-authorized labor and transportation costs associated with the repair or replacement of any electronic foundation part Reverie determines to be defective. In the event that Reverie replaces or repairs Purchaser’s entire foundation or any non-electronic foundation part, Reverie will pay all pre-authorized labor costs and Purchaser shall pay all transportation and shipping costs related to the replacement or repair. This one (1) year Limited Warranty shall not apply if Purchaser does not return any and all defective parts to Reverie within 15 days of Purchaser’s receipt of replacement part(s).

**REGISTER YOUR WARRANTY ONLINE AT [WWW.REVERIE.COM](http://WWW.REVERIE.COM)**

**CUSTOMER SERVICE: 800-973-8374**  
**[CUSTOMERSERVICE@REVERIE.COM](mailto:CUSTOMERSERVICE@REVERIE.COM)**

## YEARS 2-10: FULL COVERAGE OF NON-ELECTRONIC PARTS AND LABOR

Upon receiving reasonable written notice at any point in time that is more than one (1) year and up to ten (10) years from the warranty commencement date, Reverie will send replacement parts to Purchaser for any non-electronic part of the massaging foundation determined to be defective by Reverie, at its sole and absolute discretion, or Reverie will repair the defective part. Reverie will pay all pre-authorized labor costs associated with the repair or replacement of any parts Reverie determines to be defective. Purchaser shall bear all transportation and shipping costs related to the delivery and/or replacement of the defective part. Electronics, electrical components and massaging motors are excluded from this Limited Warranty.

## ADDITIONAL TERMS AND CONDITIONS

This Limited Warranty does not apply: (a) to any damage caused by the Purchaser; (b) if there has been any unauthorized repair or replacement of foundation parts; (c) if the foundation has been mishandled (whether in transit or by other means), subjected to physical or electrical abuse or misuse, or otherwise operated in any way inconsistent with the operation and maintenance procedures outlined in the Owner's Manual, this Limited Warranty, and any other applicable document published or approved by Reverie; (d) to damage to mattresses, fabric, cables, electrical cords or items supplied by any Reseller of the foundation (contact the Reseller or other relevant party for warranty information on these items.); (e) if there have been any unnecessary service calls, including costs for in-home service calls solely for the purpose of educating the consumer about the foundation or for finding an unsatisfactory power connection.

This product is not rated to support weights in excess of 850 pounds inclusive of the mattress and bedding. The foundation will structurally support this weight, provided it is evenly distributed across the top surface of the foundation. This Limited Warranty is based upon weight support tests conducted using Reverie foundations in conjunction with Reverie mattresses. **USING AN INAPPROPRIATE MATTRESS, EXCEEDING THE WEIGHT RESTRICTION, OR LOADING WEIGHT ON THE FOUNDATION UNEVENLY COULD DAMAGE THE FOUNDATION AND/OR CAUSE INJURY AND WILL VOID THIS LIMITED WARRANTY.**

Repairs to or replacement of the foundation or its components under the terms of this Limited Warranty will apply to the original warranty period and will not serve to extend such period. The decision to repair or to replace defective parts under this Limited Warranty shall be made exclusively by Reverie in its sole and exclusive discretion.

**REGISTER YOUR WARRANTY ONLINE AT [WWW.REVERIE.COM](http://WWW.REVERIE.COM)**

**CUSTOMER SERVICE: 800-973-8374**  
CUSTOMERSERVICE@REVERIE.COM



## 1M™ 10 Year Limited Warranty

REPAIR OR REPLACEMENT SHALL BE THE SOLE REMEDY OF THE PURCHASER. THERE SHALL BE NO LIABILITY ON THE PART OF REVERIE AND THEIR RESPECTIVE PARENTS, SUBSIDIARIES, DIVISIONS OR AFFILIATES FOR ANY SPECIAL, INDIRECT, INCIDENTAL, OR CONSEQUENTIAL DAMAGES OR FOR ANY OTHER DAMAGE, CLAIM, OR LOSS NOT EXPRESSLY COVERED BY THE TERMS OF THIS LIMITED WARRANTY.

This Limited Warranty does not include reimbursement for inconvenience, removal, installation, setup time, loss of use, shipping, or any other costs or expenses.

UNLESS OTHERWISE EXPRESSLY STATED IN THIS DOCUMENT, REVERIE AND THEIR RESPECTIVE PARENTS, SUBSIDIARIES, DIVISIONS AND AFFILIATES EXPRESSLY DISCLAIM ANY OTHER WARRANTY WHATSOEVER, EXPRESS OR IMPLIED, INCLUDING BUT NOT LIMITED TO IMPLIED WARRANTIES OF MERCHANTABILITY, FITNESS FOR A PARTICULAR PURPOSE, AND FREEDOM FROM DEFECTS AND WORKMANSHIP.

Some states may not allow the exclusion or limitation of incidental or consequential damages in some circumstances, so the above limitation or exclusion may not apply to every Purchaser. This Limited Warranty gives the Purchaser specific legal rights, and the Purchaser may also have other rights, which may vary from state to state. This Limited Warranty is valid in all states of the United States except Alaska, Hawaii and Puerto Rico

If you experience any trouble with your foundation during the warranty period, please consult the troubleshooting guide provided with your adjustable bed and online (if applicable), or the troubleshooting video provided online (if applicable). If problems persist after following these instructions, please call: 800-973-8374

Please have your receipt ready and available.

Thank you and enjoy your massaging foundation.

**REGISTER YOUR WARRANTY ONLINE AT [WWW.REVERIE.COM](http://WWW.REVERIE.COM)**

**CUSTOMER SERVICE: 800-973-8374**  
**[CUSTOMERSERVICE@REVERIE.COM](mailto:CUSTOMERSERVICE@REVERIE.COM)**

**Register Online.** For easy registration of your warranty visit

[www.reverie.com](http://www.reverie.com)

Please prepare a digital copy of your proof of purchase.  
(invoice or sales receipt) when registering online. You may be required to provide the Serial Number for registration, you can find it on the Law Tags attached to the base.

**Manufactured by Reverie®**

For Warranty and Service:

**800-973-8374**

**customerservice@reverie.com**

**341 Central Ave. Silver Creek, NY 14136**

**www.reverie.com**



Name \_\_\_\_\_

Phone \_\_\_\_\_

Address \_\_\_\_\_

City \_\_\_\_\_ State/Province \_\_\_\_\_ Zip/Postal Code \_\_\_\_\_

Purchase Date \_\_\_\_\_

Bed Serial Number \_\_\_\_\_

Email Address \_\_\_\_\_

To register your warranty via mail, send this portion and a copy of your proof of purchase (invoice or sales receipt) to:

**Reverie Warranty Dept. 314 Central Ave. Silver Creek, NY 14136 (800-973-8374)**

**CUSTOMER SERVICE: 800-973-8374**  
**CUSTOMERSERVICE@REVERIE.COM**



